



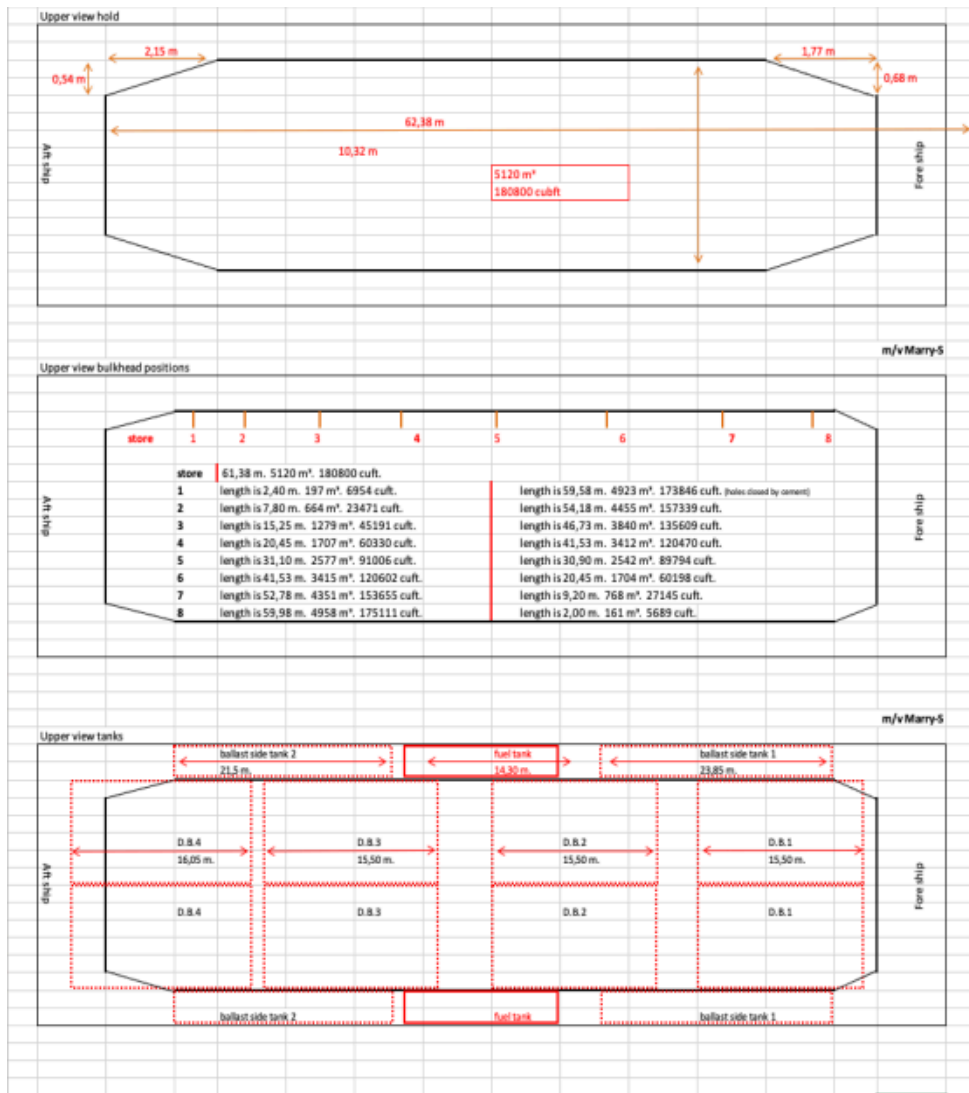
Vessel Specification Sheet MV Marry-S

PARTICULARS		HOLDS / HATCHES	
Owner's style	C.V. Ms Marry-S	Type vessel	General Cargo / Box / Single decked double skinned
Built	1997	Holds / Hatches	1 Hold 62.30 m x 10.32 m x 8.0 m
Flag	Dutch / Netherlands		1 Hatch 62.30 m x 10.32 m pontoon type (10 pcs.)
Home port	Kampen	Tank top	Steelfloored
Call sign	PDGU	Permissible loads tanktop	Max. 15 tons per sqm.
IMO	9148178	Permissible loads deck	Max. 1.5 tons per sqm.
LOA	89.12 m	Bulkheads	2 moveable in 8 positions
Length b.p.p.	84.64 m	Air changes	6 p/hr basis empty hold (electrical ventilation)
Beam	12.50 m	Container intake	114 TEU in hold, 36 TEU on deck
Draught fully laden / ballast	4.94 m	IMO fitted / CO2 fitted	Yes
WLTHC	6.45 m	ENGINE	
Air draft in ballast	10.0 m (after mast lowered)	Main engine	Wartsila 8L20, 750 kW
Grain / bale capacity	180,810 cbft / 5,122 m ³	Speed / consumption	Ballast: 4,000 ltr per day @ 8.5 knots / Laden: 5,400 ltr per day @ 9.5 knots
DWAT	3,435 mts	Fuel	MGO - ISO 8217:2005 DMA max. 1: Sulphur
DWCC Summer	3,200 mts	Bow thruster	250 kW
DWCC Winter	3,100 mts	Capacities	180 m ³ MGO
GT / NT	2,375 mt / 1,409 mt		Ballast: 1,390 m ³ / Fresh water: 24 m ³
Class	Bureau Veritas	CONTACT DETAILS	
Ice Class	1C	Mobile	+31 (0)6 10 97 00 54
P&I	NNPC	Satellite phone	+88 16 77 74 72 10
		Email	marry-s@sierramaritiem.nl

Constructed and equipped in accordance with the provisions of Regulation 19 of Chapter II-2 of SOLAS 1974, as amended, making it suitable for the carriage of dangerous goods. While every detail is presumed accurate, no guarantee is provided.



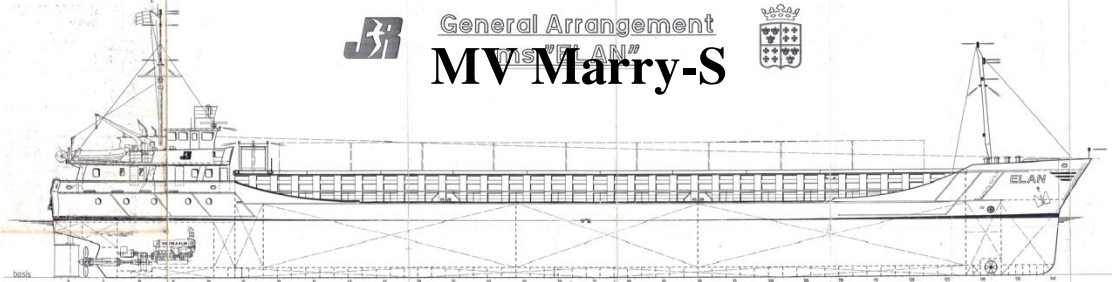
MV Marry-S





General Arrangement

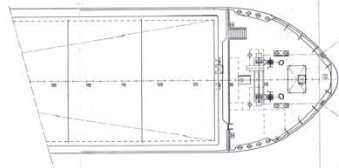
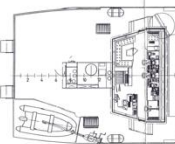
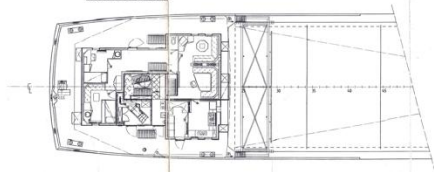
MV "MARRY-S"



FOODDECK/KAMPANILEK

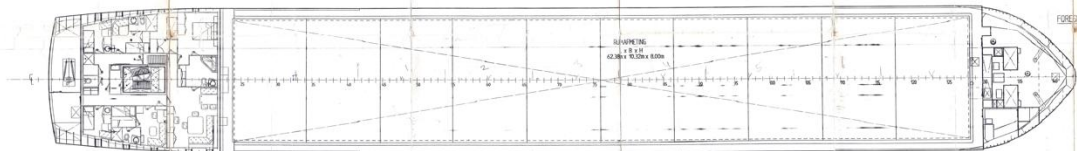
BRIDGE DECK / BRIDGE

FORECASTLE DECK / BANGK



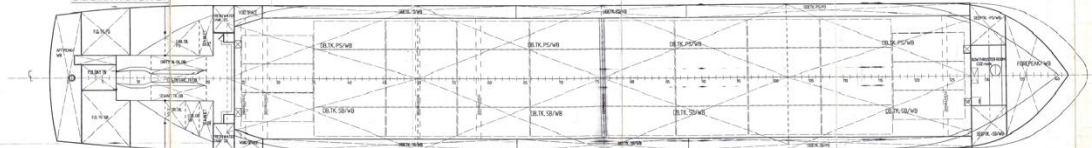
ACCOMMODATION DECK / AKOMODASIE DEK

FOREWINDWARD



ENGINEER'S MACHINE DECK

TANKTOP



MAIN PARTICULARS

Length o.a.	89.00 m
Length b.o.p. (85ND)	84.64 m
Length w.l.	86.62 m
Breadth max.	12.50 m
Breadth mid.	12.40 m
Depth	6.45 m
Depth	4.90 m
Deadweight (T = 4.90 m) ca.	2435 TSW
Hold capacity	ca. 181780 cft
GT	2260
CO2 Fire Extinguishing Hold	>2000 GT
Containers in hold	114 TEU
Containers on hatch	36 TEU
Enginepower installed	1320 kW
Trial speed	10.5 Knots

Class: **BUROU VERITAS**
13/E+ CARGO SHIP DEEP SEA
ICE CLASS TC HEAVY CARGO BRS

DSI
 UNRESTRICTED AREA
 RULE 410-MEN WATCHKEEPING

Date:	17-04-1997	Sheet:	01	Client:	Schipyard PETERS B.V.
Scale:	1:100	PC-Draw:	DR. TH. VAN DER		
Drawn:	T.C. / G.A.K.	Old Print:			2003 M. Polder

ALZEMEN PLAN / GENERAL ARRANGEMENT

PROJECT:	SHIPYARD PETERS B.V. VERITAS 13/E+ CARGO SHIP DEEP SEA ICE CLASS TC HEAVY CARGO BRS	Sheet:	453
Drawn:		Date:	01/01